

Danfoss rotary valves and AMB actuators for central heating applications

Select the speed of your control in a safe and silent way to **improve your comfort**

Save

time on installation due to visible position indicator and LED rotation signalization.





HRB 3 & HRB 4 rotary valves

- Lowest leakage in class
- Unique adjustable position indication (also visible when actuator is mounted) for faster commissioning
- Easy installation
- For mixing and diverting applications
- Also cast iron versions called HRE 3 and HRE 4

HRB rotary valves can be used in combination with electric actuators AMB 162 and AMB 182.



HFE 3 rotary valve

- Cast iron body with flange connection
- Lowest leakage in class
- Valve position indicator
- For mixing and diverting applications

HFE rotary valves can be used in combination with electric actuators AMB 162 and AMB 182.

HRB 3 rotary valve HRB 4 rotary valve

Nominal diameter	DN	15	20	25	32	40	50
Control characteristic		S characteristic					
Leakage	HRB 3	Diverting: max. 0.02% of flow / Mixing: max. 0.05% of flow					
	HRB 4	Max. 1.0% of k_{vs}					
Nominal pressure	PN	10					
Max. closing pressure	bar	Diverting: 2 / Mixing: 1					
Torque at PN	Nm	5					
Medium		Circulation water / glycolic water up to 50%					
Medium pH		Min. 7, Max. 10					
Medium temperature	°C	2 ... 110					
Connections		Internal thread ISO 7/1					
Materials							
Valve body and slide shoe		CuZn36Pb2As (Brass DZR, CW 602N)					
Stuffing box		CuZn36Pb2As (Brass DZR, CW 602N)					
Stuffing box sealing		EPDM					

Type	DN	k_{vs} (m ³ /h)	PN	Connection	Code number		
					HRB 3	HRB 4	
HRB 3 HRB 4	15	0.4	10	Rp 1/2"	065Z0399		
		0.63			065Z0400		
		1.0			065Z0401		
		1.63			065Z0402		
		2.5			065Z0403		065Z0411
		4.0			065Z0398		
	20	2.5		065Z0397	Rp 3/4"	065Z0404	065Z0412
		4.0		065Z0405		065Z0413	
		6.3		065Z0406		-	
		25		6.3		065Z0407	065Z0414
				10		065Z0407	065Z0414
		32		16		Rp 1"	065Z0408
40	25	Rp 1 1/4"	065Z0409	065Z0416			
	40	40	Rp 2"	065Z0410	065Z0417		

HFE 3 rotary valve

Nominal diameter	DN	20	25	32	40	50	65	80	100	125	150
k_{vs}	m ³ /h	12	18	28	44	60	90	150	225	280	400
Control characteristic		S characteristic									
Leakage	HFE 3	Diverting: max. 0.5% of k_{vs} / Mixing: max. 1.0% of k_{vs}									
Nominal pressure	PN	6									
Max. closing pressure	bar	0.5									
Torque at PN	Nm	5					10			15	
Medium		Circulation water / glycolic water up to 50%									
Medium pH		Min. 7, Max. 10									
Medium temperature	°C	2 ... 110									
Connections		Flanges PN6									
Materials											
Valve body and cover		Grey cast iron EN-GJL-250 (GG25)									
Slide shoe		CuZn36Pb2As (Brass DZR, CW 602N)									
Stuffing box sealing		EPDM									

Type	DN	k_{vs} (m ³ /h)	PN	Code number
				HFE 3
HFE 3	20	12	6	065Z0428
	25	18		065Z0429
	32	28		065Z0430
	40	44		065Z0431
	50	60		065Z0432
	65	90		065Z0433
	80	150		065Z0434
	100	225		065Z0435
	125	280		065Z0436
150	400	065Z0437		

Technical data			
Power supply	V	24 AC/DC or 230 AC	
Power consumption	VA	AMB 162: 2,5 AMB 182: 3,5	
Frequency	Hz	50/60	
Running speed	3-point modulating	sec/90°	15/30/60/120/240/480
			60/90/120*
Control input	3-point modulating (0(2)-10 V)		
Operating torque	Nm	5, 10 or 15	
Rotation angle	90°		
Auxiliary switch	adjustable 0-90° (only 3-point actuators)		
Max. medium temperature	110		
Ambient temperature	°C	0 ... 50	
Storage and transport temperature		-10 ... 80	
Protection Class	II according to EN 60730-1		
Grade of enclosure	IP 42 according to EN 60529		
Wire length	m	2	
Weight	g	300	
Color / material	dark grey/PC		
CE marking in accordance with standards	Low Voltage Directive 2006/95/EC; EMC Directive 2004/108/EC; RoHS II: 2011/65/EU; Applied standards: EN 60730-1, EN 60730-2-14		

*selectable on DIP switch

Type	Torque (Nm)	Control signal	Speed (s/90°)	Supply voltage (V)	Remark	For RVA DN	Code No.
AMB 162	5	3-point	15	24	-	15-50	082H0210
			30		-		082H0211
			60		-		082H0212
			120		-		082H0213
			480		-		082H0214
			15		AS*		082H0215
			30				082H0216
			60				082H0217
			120				082H0218
			480				082H0219
			15				-
			30		-		082H0221
			60		-		082H0222
			120		-		082H0223
			480		-		082H0224
			15		AS*		082H0225
			30				082H0226
			60				082H0227
		120	082H0228				
		480	082H0229				
60/90/120	-	082H0230					
AMB 182	10	3-point	60	24	-	15-100	082H0231
			60	230	-		082H0232
			240	24	-		082H0233
			60		AS*		082H0234
			240		-		082H0235
			60		-		082H0236
	15	3-point	60	230	-	15-150	082H0237
			240		-		082H0238
			60		AS*		082H0239
			240				082H0240
			240				082H0241
			60/90/120		-		082H0241

* actuator with build in aux switch



Rotary actuators AMB 162 & 182

AMB 162 and AMB 182 actuators are used for temperature control in central heating systems together with 3-way and 4-way rotary valves of types HRB, HRE and HFE and other rotary valves on the market with combination of linkage kits.

Main data:

- Nominal Voltage: 230V, 50/60 Hz
24V, 50/60 Hz
- Control Input signal: modulating or 3/point
- Torque: 5/10/15 Nm
- Rotation angle: 90°
- Speed: 15/30/60/120/240/480 s/90°

New AMB actuators are faster, maintenance free and much more flexible than its predecessors, as they have selectable speed modes on a DIP switch. Tested for 250.000 cycles, AMB with metal gears truly insures maintenance free and best quality actuator on the market. Already very low noise emission of previous generation of AMB has been brought to even a lower level with new generation, so they are appropriate for every application in working or living quarters.

LED signalization is now available for turning direction as for Auxiliary switch activation.

In addition we have added a new linkage kit sets, so that actuator can be mounted to almost all rotary valves that you can find on the market.

All this is bringing quality and flexibility on higher level for our customers.

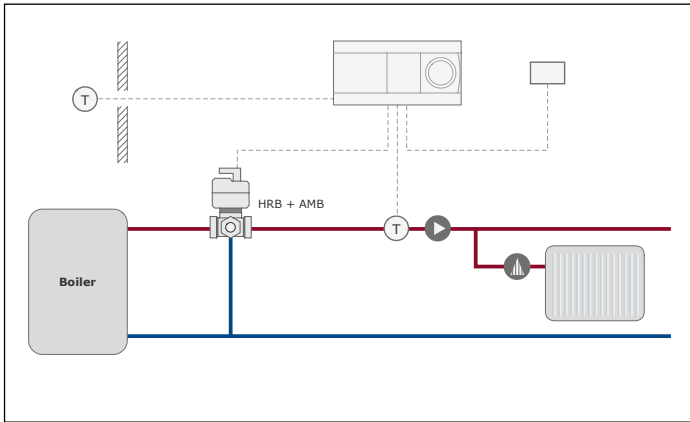
Applications

New Danfoss Rotary valves are normally used in heating systems.

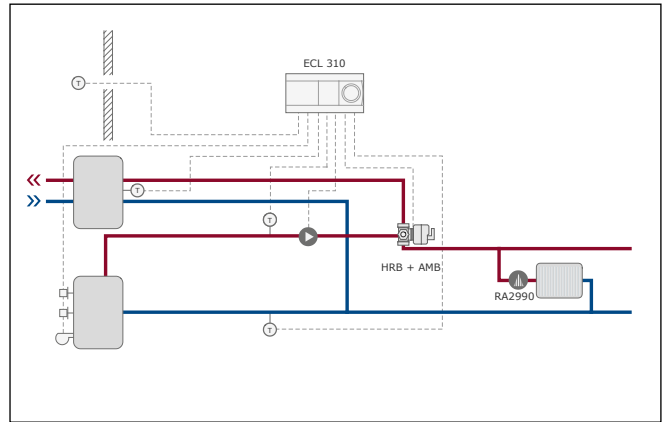
Typical heating systems include:

- Boiler applications
- Solar applications
- Heat pump applications
- Mixing and diverting applications
- Priority control applications

Typical boiler application



Typical priority control / diverting application



A new breed is born with Danfoss RVA rotary valves

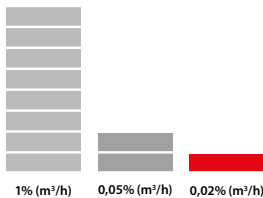
The new Danfoss rotary valves are primarily designed for regulation of flow and temperature in heating systems where a certain leakage can be accepted and where a defined control characteristic is not required.

100% bullet proof commissioning with visible valve position indicator

Danfoss has designed the unique position indicator for easier installation and simple commissioning. The valve position indicators are designed to be viewed from the top or from the side, with or without the actuator mounted. This saves time during installation and commissioning.

Lowest leakage in class

Due to new advanced valve design, Danfoss rotary valves have the lowest leakage in class. For zero leakage and premium controllability, Danfoss recommends iMCV™ – the new generation of intelligent motorized control valves. iMCV™ includes anti oscillation function, tool free installation, one actuator for DN 15 to 60 and bubble tight design (no leakage).



Danfoss A/S · Heating Segment · DK-6430 Nordborg · Denmark

Tel: +45 74 88 22 22 · E-mail: heating@danfoss.com · www.heating.danfoss.com

Danfoss can accept no responsibility for possible errors in catalogues, brochures and other printed material. Danfoss reserves the right to alter its products without notice. This also applies to products already on order provided that such alterations can be made without subsequential changes being necessary in specifications already agreed. All trademarks in this material are property of the respective companies. Danfoss and the Danfoss logotype are trademarks of Danfoss A/S. All rights reserved.